



sam 
sustainability investing

Dow Jones
Sustainability
Indexes

A cooperation of Dow Jones Indexes and SAM

Dow Jones Indexes 
A CME Group Company

Content

- Key Facts
- Assessment 2011
- Dow Jones Sustainability World Index
- Dow Jones Sustainability Europe Index
- Dow Jones Sustainability Asia Pacific Index
- Dow Jones Sustainability North America Index
- Dow Jones Sustainability Korea Index

Key Facts – SAM Indexes

- Cooperation with Dow Jones Indexes for the publication and licensing of the **Dow Jones Sustainability Indexes (DJSI)**.
- Launched in 1999, the DJSI are the **first global indexes** tracking the financial performance of the leading sustainability-driven companies worldwide.
- Broad family of **geographic DJSI** benchmarks.
- **Over 8 billion USD** in DJSI-based investment vehicles including mutual funds, separate accounts, notes, as well as exchange traded funds (ETF), in 16 countries worldwide.
- Local partnership with **Korea** Productivity Centre (KPC).

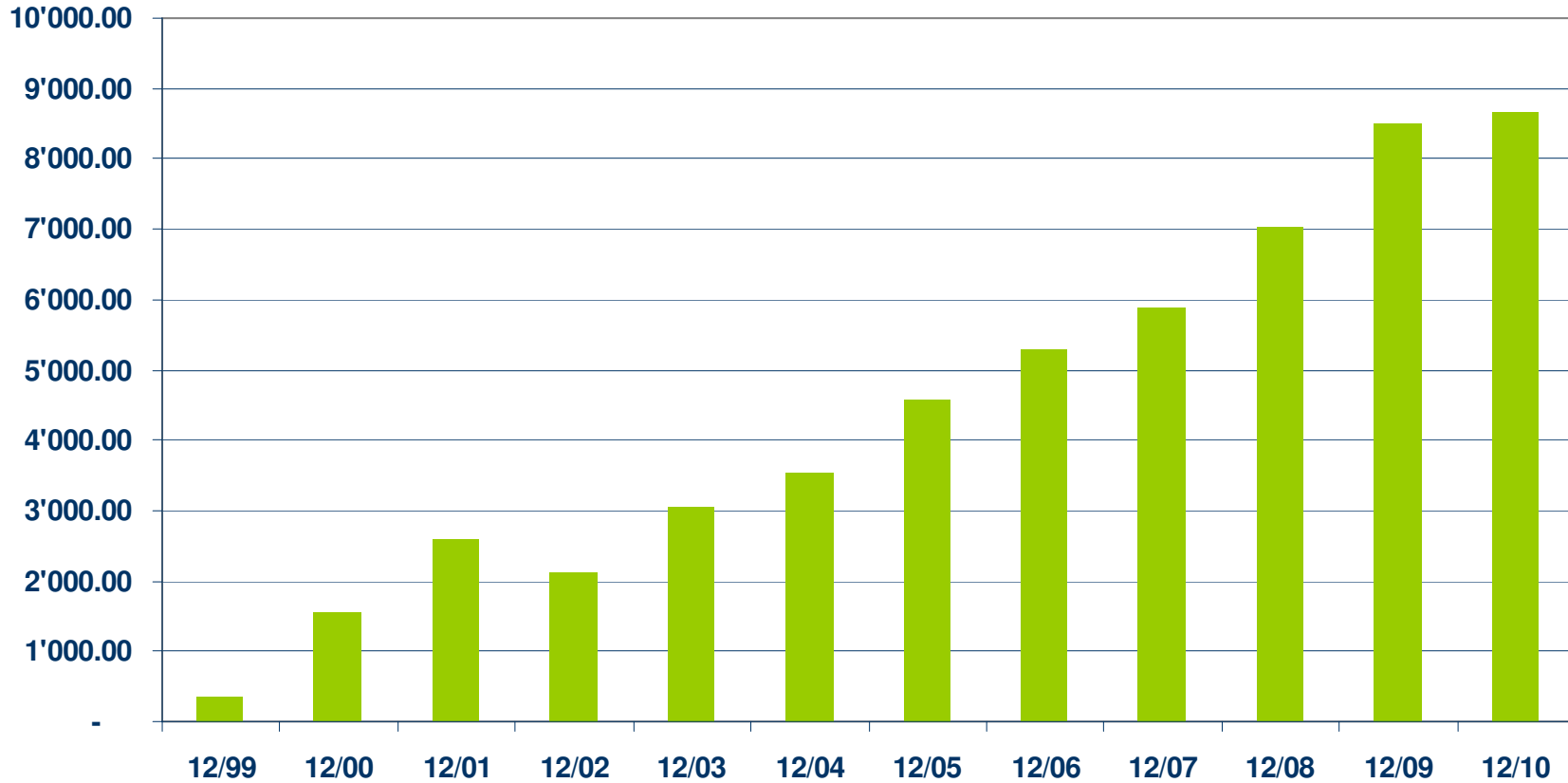
Dow Jones Sustainability Indexes (DJSI)

Overview

- Integrated assessment of **economic, environmental** and **social criteria** with a strong focus on **long-term shareholder value**.
- Consistent **rules-based methodology**, primary research (direct contact to companies).
- Focus on **best-in-class** companies. Yearly review and continuous monitoring of companies.
- Assurance of the assessment process by **Deloitte**.

DJSI Assets

Assets based on DJSI (in million USD)



DJSI Licensees

as of August 31, 2011

Aegon (NL)	JP Morgan Asset Management (UK)
Ahorro Corporacion Gestion (ES)	MEAG Munich Ergo (DE)
Amundi Asset Management (FR)	Metzler Asset Management (DE)
Barclays Capital (UK)	Prima SGR (IT)
BCGE Asset Management (CH)	SAM Sustainable Asset Management (CH)
BlackRock Asset Management (UK)	Skandinaviska Enskilda Banken (SE)
BNP Paribas Asset Management (IT)	Seligson & Co Fund Management (FI)
BT Financial Group (AU)	Sella Gestioni (IT)
Credit Suisse Asset Management (CH)	Shinhan BNP Paribas Asset Management (KR)
Danske Capital, Sampo Bank (FI)	Sparinvest (DK)
Deutsche Postbank (DE)	State Street Global Advisors (US)
Dresdner Kleinwort (UK)	Storebrand Kapitalforvaltning (NO)
Eurizon Capital (IT)	The Dreyfus Corporation (US)
Folksam Sak (SE)	Theodoor Gilissen Bankiers (NL)
Generali Investments Italy SpA (IT)	VZ VermögensZentrum (CH)
Hyundai Investments (KR)	Yurie Asset Management (KR)
Invesco (DE)	

DJSI Assessment Universe 2011

Number of invited companies

- Total Number Invited Companies = 2,763
 - DJSI World Universe = 2,500
 - DJSI Europe Universe = 600
 - DJSI North America Universe = 600
 - DJSI Asia Pacific = 600
 - DJSI Korea = 200

Number of assessed companies

- Companies analysed globally = 1,443
- Companies completing questionnaire = 729
- Companies analyzed based exclusively on public information = 714

Assessment 2011 - Criteria Changes

Criteria	Key changes compared to 2010
Water-related risks	<p>This new criteria was introduced for the first time in the 2010 assessment. Based on our analysis of water consumption, 13 sectors have been identified as potentially exposed to water-related risks. The questions in the criteria seek to assess whether companies are able to measure their exposure to water-related risks and whether they have appropriate risk management systems in place to mitigate risks around quantity/quality of water, regulatory changes or stakeholder conflicts. Based on data collected on water-related risks during last year's assessment, we have further developed the water risk methodology, mainly through the reinforcement of a balanced consideration of the company's exposure to risks and its management of these risks.</p>
Social / Environmental Reporting	<p>In our analysis of the reporting sections, we have enhanced the focus on the integration of sustainability issues in the annual report and the link between sustainability initiatives and shareholder value creation.</p>
MSA methodology	<p>We have improved and consolidated our Media and Stakeholder Analysis (MSA) process through enhancement of the news and information collection through our collaboration with RepRisk. The SAM methodology on which the assessment of the information collected is based has been reviewed and improved.</p>

Assessment 2011 - Global Supersector Leaders

Automobiles & Parts	BMW AG
Banks	Westpac Banking Corp.
Basic Resources	Xstrata
Chemicals	Koninklijke DSM N.V.
Construction & Materials	Hyundai Engineering & Construction Co. Ltd.
Financial Services	Itausa-Investimentos Itau S/A
Food & Beverage	PepsiCo Inc.
Healthcare	Roche Holding AG
Industrial Goods & Services	PostNL N.V.

Assessment 2011 - Global Supersector Leaders (cont'd)

Insurance	Swiss Re
Media	Pearson PLC
Oil & Gas	Repsol YPF S.A.
Personal & Household	Koninklijke Philips Electronics N.V.
Real Estate	Stockland
Retail	Lotte Shopping Co.
Technology	Samsung Electronics Co. Ltd.
Telecommunications	KT Corp.
Travel & Leisure	Air France-KLM
Utilities	Enagas S.A.

DJSI World – Index Range

DJSI World	342 Components
DJSI World ex Alcohol	331 Components
DJSI World ex Tobacco	340 Components
DJSI World ex Gambling	328 Components
DJSI World ex Armaments & Firearms	335 Components
DJSI World ex Alcohol, Tobacco, Gambling, Armaments & Firearms	309 Components
DJSI World ex Alcohol, Tobacco, Gambling, Armaments & Firearms, Adult Entertainment	303 Components
DJSI World 80	80 Components
DJSI World ex US	282 Components
DJSI World ex US 80	80 Components

Assessment 2011 – DJSI World

Largest 10 Additions

(Listed by descending Free Float Market Capitalization)

NAME	COUNTRY	SUPERSECTOR
Medtronic Inc.	U.S.	Health Care
Schneider Electric S.A.	France	Industrial Goods/Svc
Societe Generale S.A.	France	Banks
Woolworths Ltd.	Australia	Retail
Zurich Financial Services AG	Switzerland	Insurance
Intesa Sanpaolo S.p.A.	Italy	Banks
UniCredit S.p.A.	Italy	Banks
Hyundai Mobis Co. Ltd.	South Korea	Automobile & Parts
Kinross Gold Corp.	Canada	Basic Resources
Air Products & Chemicals Inc.	U.S.	Chemicals

Largest 10 Deletions

(Listed by descending Free Float Market Capitalization)

NAME	COUNTRY	SUPERSECTOR
Coca-Cola Co.	U.S.	Food & Beverage
Hewlett-Packard Co.	U.S.	Technology
EnCana Corp.	Canada	Oil & Gas
Royal KPN N.V.	Netherlands	Telecommunications
Denso Corp.	Japan	Automobile & Parts
Sumitomo Corp.	Japan	Industrial Goods/Svc
Essilor International S.A.	France	Health Care
PG&E Corp.	U.S.	Utilities
Saipem S.p.A.	Italy	Oil & Gas
Fujitsu Ltd.	Japan	Technology

DJSI World – Selection

Dow Jones Global Total Stock Market Index

2,500 largest companies

58 DJSI Sectors

52 Countries

Component Selection

Top 10% of companies in terms of sustainability in each DJSI sector

15% target market cap coverage in each supersector

DJSI World

342 Components

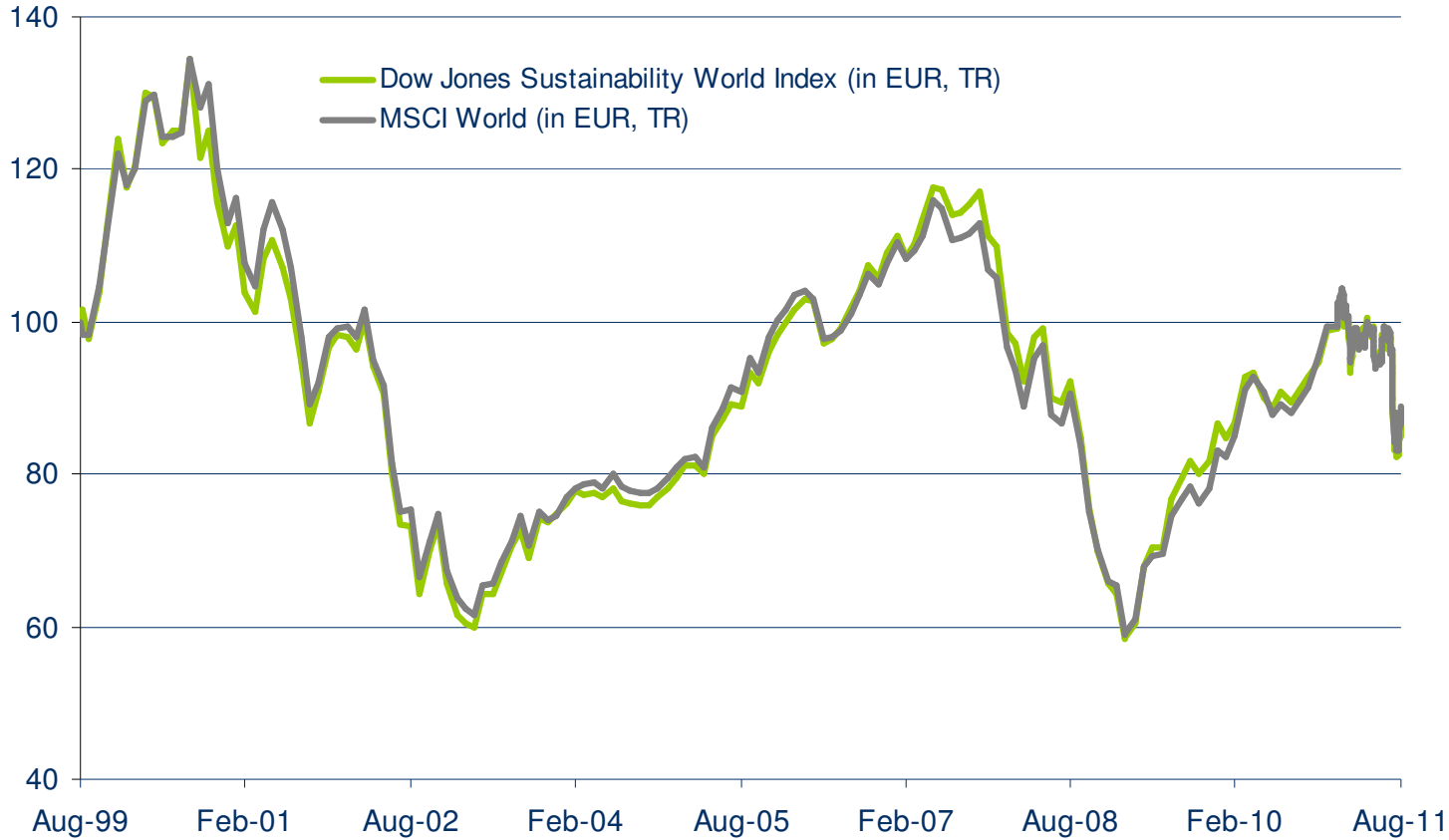
57 DJSI Sectors

30 Countries

Review 2011: 41 ADD / 23 DEL

DJSI World – Performance

Since Launch, 08/99 – 08/11 (EUR, Total Return)



DJSI World 80 – Selection

Dow Jones Sustainability World Index

342 Components
Global Sustainability Leaders

Component Selection

Largest 80 components out of the DJSI World
(maximum 10 per supersector)

DJSI World 80

80 components weighted by sustainability score

DJSI Europe – Index Range

Dow Jones Sustainability Europe Index (DJSI Europe)	172 Components
DJSI Europe ex Alcohol, Tobacco, Gambling, Armaments & Firearms	150 Components
DJSI Europe ex Alcohol, Tobacco, Gambling, Armaments & Firearms, Adult Entertainment	146 Components
DJSI Europe 40	40 Components
Dow Jones Sustainability Eurozone Index (DJSI Eurozone)	97 Components
DJSI Eurozone ex Alcohol, Tobacco, Gambling, Armaments & Firearms	83 Components
DJSI Eurozone ex Alcohol, Tobacco, Gambling, Armaments & Firearms, Adult Entert.	79 Components
DJSI Eurozone 40	40 Components

Assessment 2011 – DJSI Europe

Largest 10 Additions

(Listed by descending Free Float Market Capitalization)

NAME	COUNTRY	SUPERSECTOR
Societe Generale S.A.	France	Banks
Zurich Financial Services AG	Switzerland	Insurance
Intesa Sanpaolo S.p.A.	Italy	Banks
UniCredit S.p.A.	Italy	Banks
Atlas Copco AB	Sweden	Industrial Goods/Svc
Alcatel-Lucent	France	Technology
Alstom S.A.	France	Industrial Goods/Svc
Svenska Cellulosa AB	Sweden	Personal & Household Goods
Adecco S.A.	Switzerland	Industrial Goods/Svc
Orkla ASA	Norway	Food & Beverage

Largest 10 Deletions

(Listed by descending Free Float Market Capitalization)

NAME	COUNTRY	SUPERSECTOR
ING Groep N.V.	Netherlands	Insurance
Volkswagen AG Non-Vtg Pfd.	Germany	Automobile & Parts
ArcelorMittal	France	Basic Resources
Statoil ASA	Norway	Oil & Gas
Essilor International S.A.	France	Health Care
Credit Agricole S.A.	France	Banks
Legal & General Group PLC	U.K.	Insurance
Aegon N.V.	Netherlands	Insurance
Abertis Infraestructuras S.A.	Spain	Industrial Goods/Svc
STMicroelectronics N.V.	Italy	Technology

DJSI Europe – Selection

Dow Jones Global Total Stock Market Index

600 largest European companies

54 DJSI Sectors

16 Countries

Selection

Top 20% of companies in terms of sustainability per sector

45% target market cap coverage in each supersector

DJSI Europe

172 Components

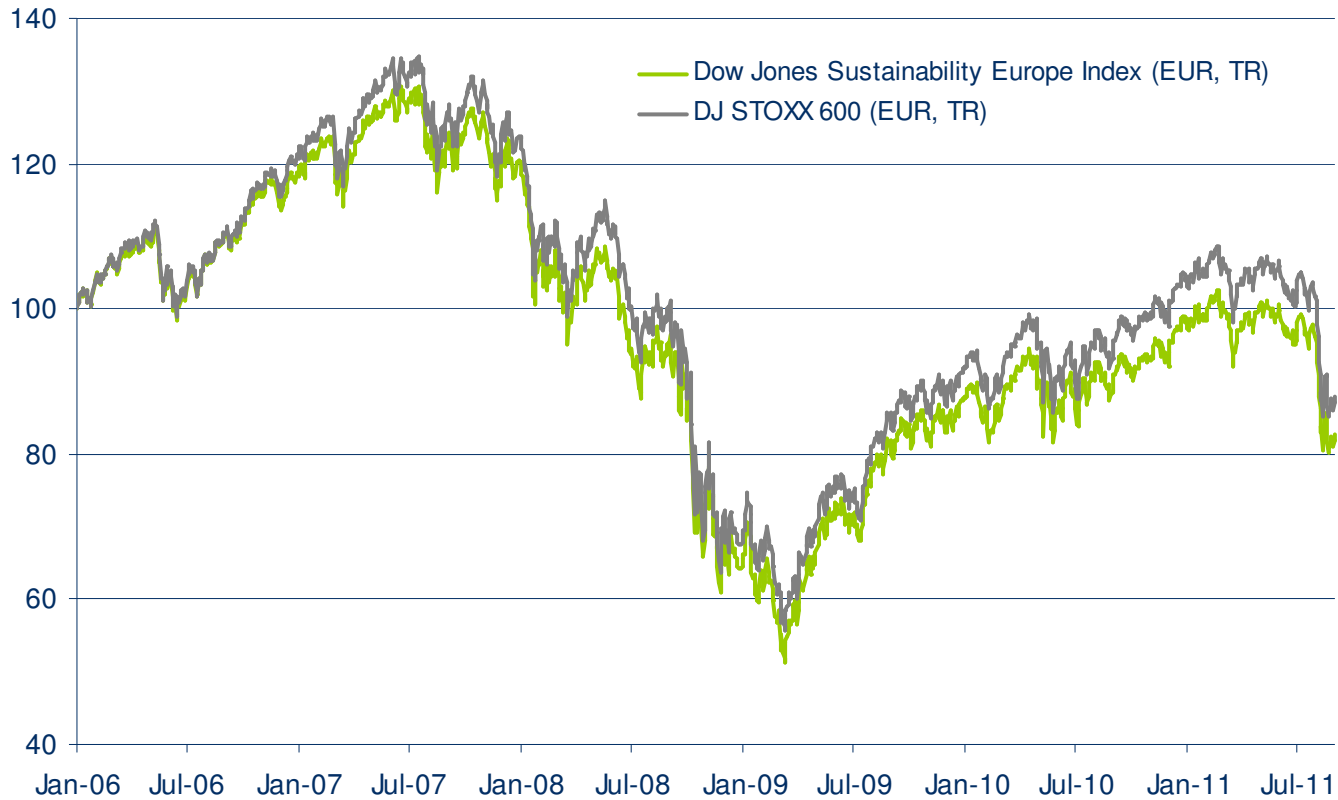
48 DJSI Sectors

15 Countries

Review 2011: 21 ADD / 13 DEL

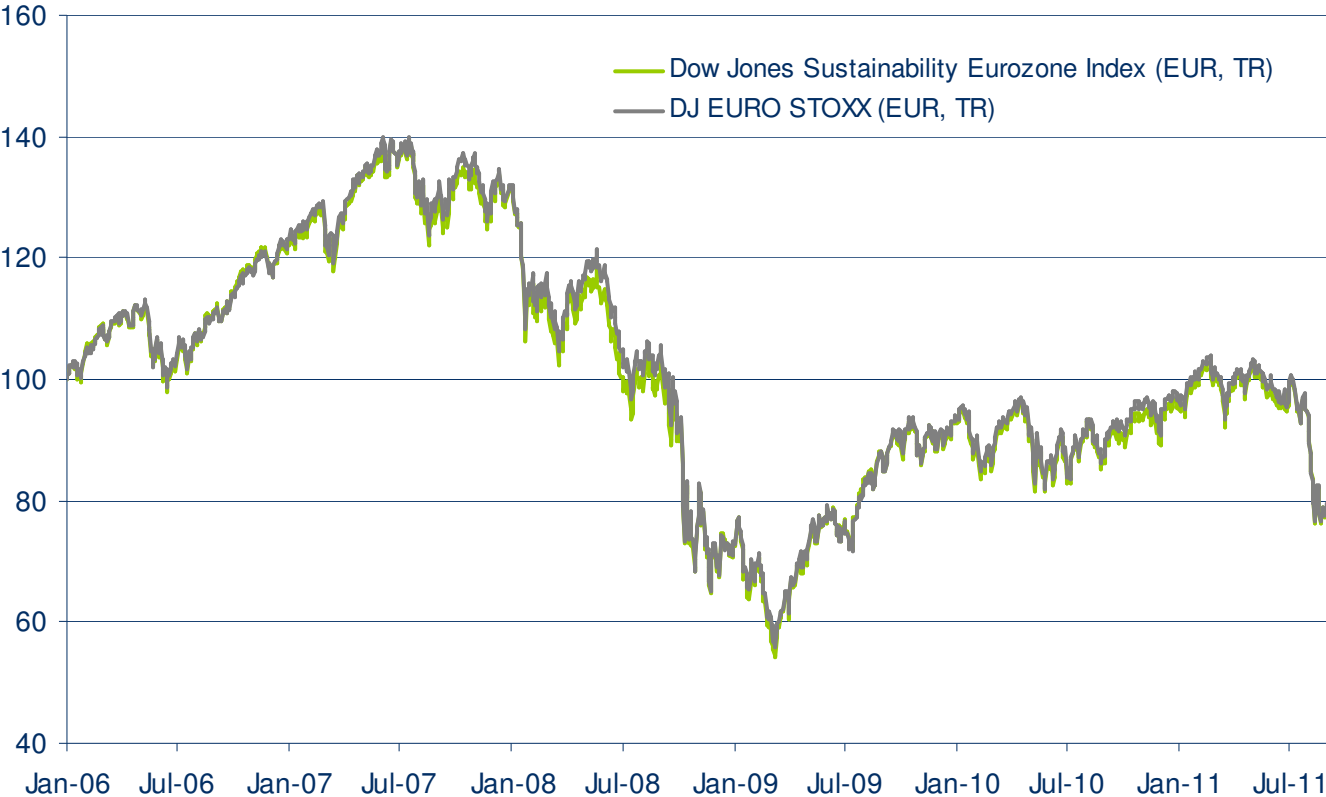
DJSI Europe - Performance

01/06 – 08/11 (EUR, Total Return)*



DJSI Eurozone - Performance

01/06 – 08/11 (EUR, Total Return)*



*based on backtracking data

DJSI Europe 40 – Selection

Dow Jones Sustainability Europe Index

172 Components
Europe's Sustainability Leaders

Component Selection

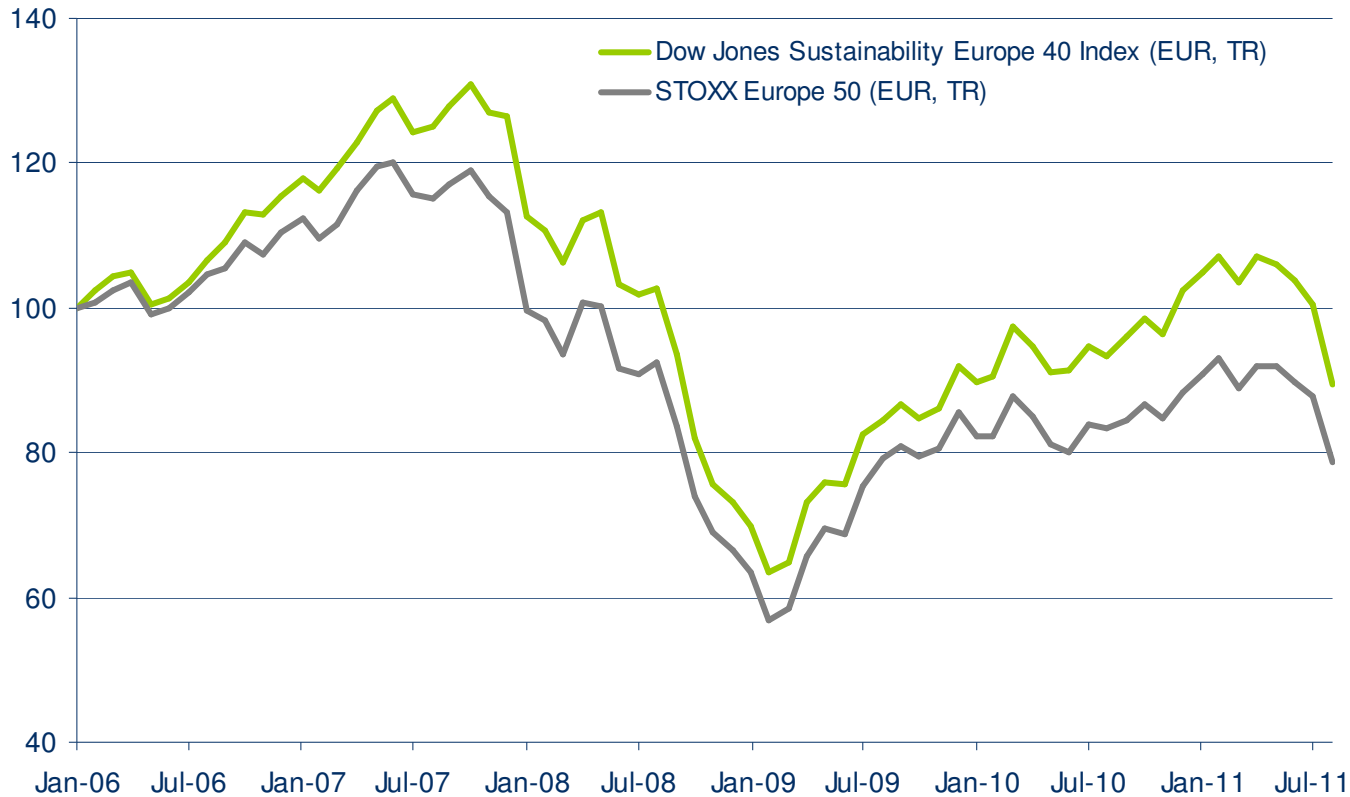
Largest 40 components out of the DJSI Europe
(maximum 5 per supersector)

DJSI Europe 40

40 components weighted by sustainability score

DJSI Europe 40 - Performance

01/06 – 08/11 (EUR, Total Return)*



*based on backtracking data

DJSI Eurozone 40 – Selection

Dow Jones Sustainability Eurozone Index

98 Components
Sustainability Leaders in the Eurozone

Component Selection

Largest 40 components out of the DJSI Eurozone
(maximum 5 per supersector)

DJSI Eurozone 40

40 components weighted by sustainability score

DJSI Asia Pacific – Index Range

DJSI Asia Pacific	156 Components
DJSI Asia Pacific ex Alcohol, Tobacco, Gambling, Armaments & Firearms	142 Components
DJSI Asia Pacific 40	40 Components
DJSI Japan 40	40 Components

Assessment 2011 – DJSI Asia Pacific

Largest 10 Additions

(Listed by descending Free Float Market Capitalization)

NAME	COUNTRY	SUPERSECTOR
Mitsubishi UFJ Financial Group Inc.	Japan	Banks
Mitsubishi Corp.	Japan	Industrial Goods/Svc
Newcrest Mining Ltd.	Australia	Basic Resources
NTT DoCoMo Inc.	Japan	Telecommunications
Mitsubishi Estate Co. Ltd.	Japan	Real Estate
Itochu Corp.	Japan	Industrial Goods/Svc
Astellas Pharma Inc.	Japan	Health Care
Asahi Glass Co. Ltd.	Japan	Construction & Materials
Sumitomo Mitsui Trust Holdings Inc.	Japan	Banks
Hang Seng Bank Ltd.	Hong Kong	Banks

Largest 10 Deletions

(Listed by descending Free Float Market Capitalization)

NAME	COUNTRY	SUPERSECTOR
Sumitomo Corp.	Japan	Industrial Goods/Svc
Murata Manufacturing Co. Ltd.	Japan	Industrial Goods/Svc
Telstra Corp. Ltd.	Australia	Telecommunications
Eisai Co. Ltd.	Japan	Health Care
Suncorp Group Ltd.	Australia	Financial Services
Terumo Corp.	Japan	Health Care
Korea Electric Power Corp.	South Korea	Utilities
SK Holdings Co. Ltd.	South Korea	Financial Services
Rinnai Corp.	Japan	Personal & Household Goods
Woongjin Coway Co. Ltd.	South Korea	Personal & Household Goods

DJSI Asia Pacific – Selection

Dow Jones Global Total Stock Market Index

600 largest companies from the developed Asia Pacific countries

56 DJSI Sectors

7 Countries

Component Selection

Top 20% of companies in terms of sustainability in each DJSI sector

45% target market cap coverage in each supersector

DJSI Asia Pacific

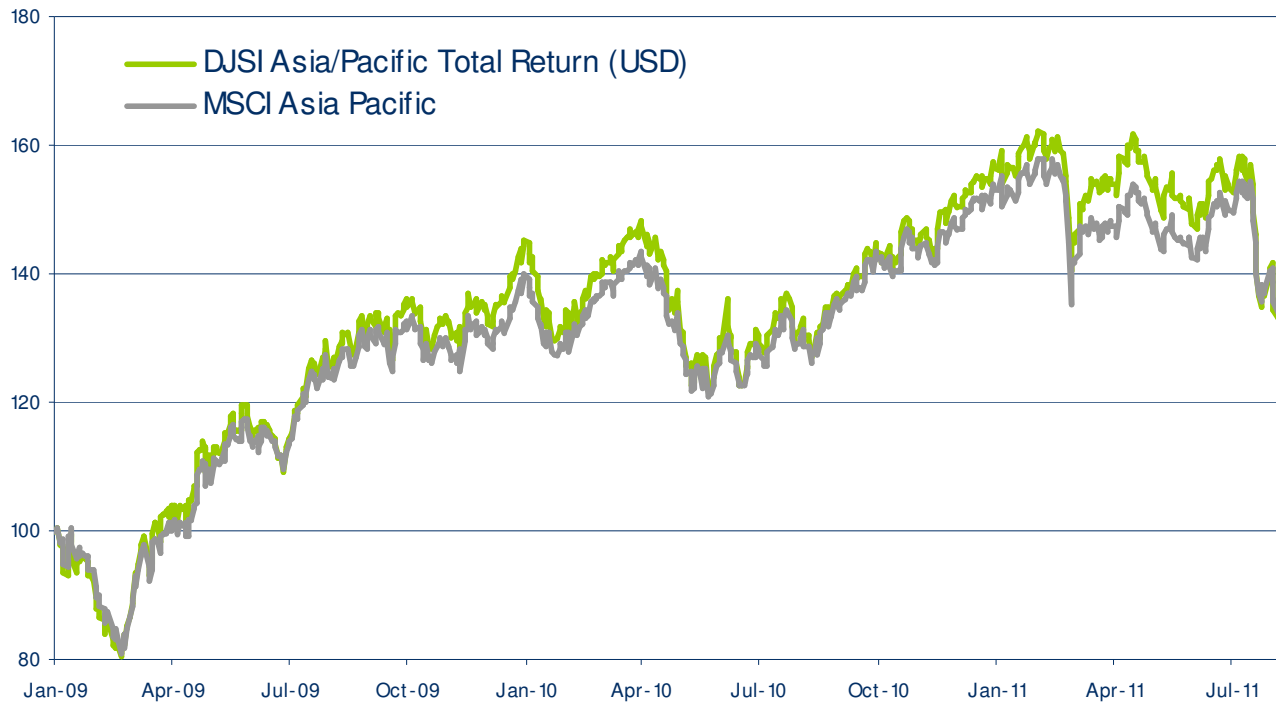
156 Components

43 DJSI Sectors

Review 2011: 24 ADD / 10 DEL

DJSI Asia Pacific – Performance

Since Launch, 01/09 – 08/11 (USD, Total Return)



DJSI Asia Pacific 40 – Selection

Dow Jones Sustainability Asia Pacific Index

156 Components

Sustainability Leaders of the developed Asia Pacific countries

Component Selection

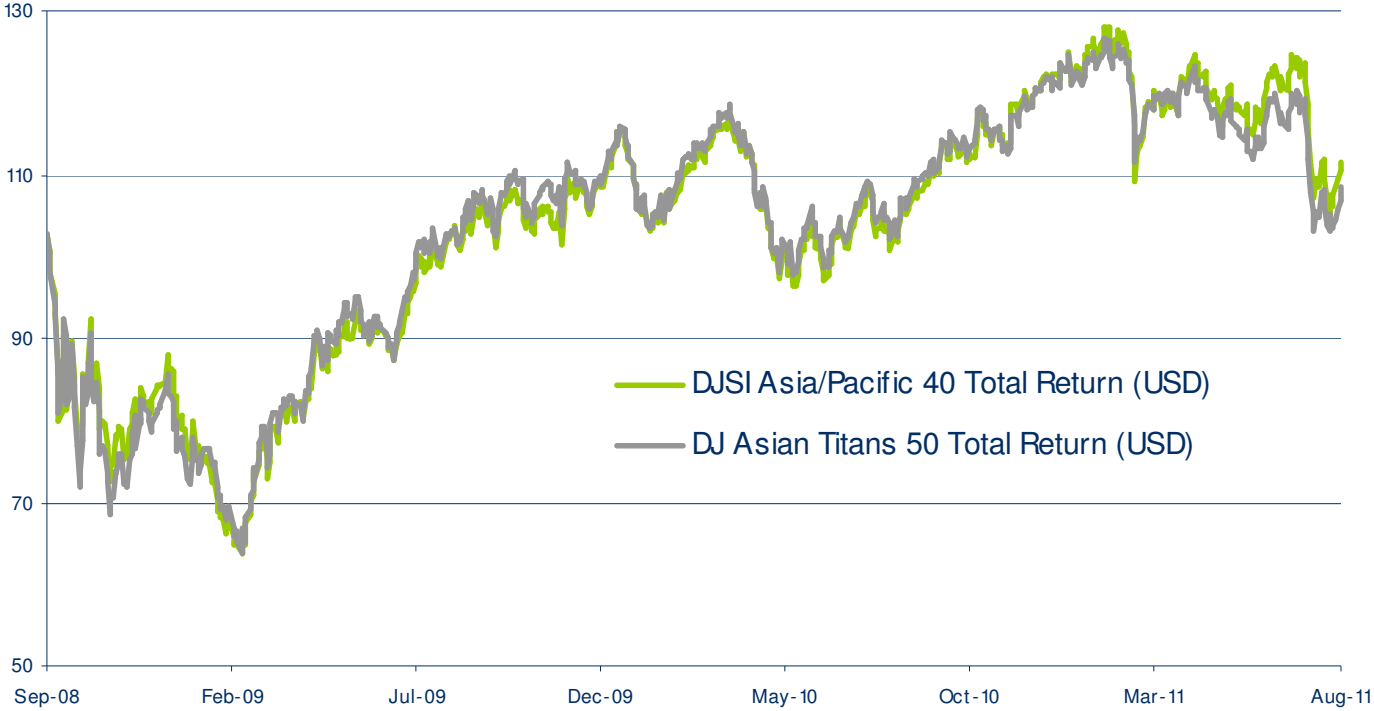
Largest 40 components out of the DJSI Asia Pacific
(maximum 5 per supersector)

DJSI Asia Pacific 40

40 components weighted by sustainability score

DJSI Asia Pacific 40 – Performance

09/08 – 08/11 (USD, Total Return)



DJSI North America – Index Range

DJSI North America	143 Components
DJSI North America ex Alcohol, Tobacco, Gambling, Armaments & Firearms	136 Components
DJSI North America 40	40 Components
DJSI United States	119 Components
DJSI United States ex Alcohol, Tobacco, Gambling, Armaments & Firearms	113 Components
DJSI United States 40	40 Components

Assessment 2011 – DJSI North America

Largest 10 Additions

(Listed by descending Free Float Market Capitalization)

NAME	COUNTRY	SUPERSECTOR
Goldman Sachs Group Inc.	U.S.	Financial Services
EMC Corp.	U.S.	Technology
CSX Corp.	U.S.	Industrial Goods/Svc
Allergan Inc.	U.S.	Health Care
AFLAC Inc.	U.S.	Insurance
Sprint Nextel Corp.	U.S.	Telecommunications
Kohl's Corp.	U.S.	Retail
Ingersoll-Rand Co. Ltd.	U.S.	Industrial Goods/Svc
ProLogis Inc.	U.S.	Real Estate
Xerox Corp.	U.S.	Technology

Largest 10 Deletions

(Listed by descending Free Float Market Capitalization)

NAME	COUNTRY	SUPERSECTOR
Microsoft Corp.	U.S.	Technology
Coca-Cola Co.	U.S.	Food & Beverage
Goldcorp Inc.	Canada	Basic Resources
FedEx Corp.	U.S.	Industrial Goods/Svc
Enbridge Inc.	Canada	Oil & Gas
McKesson Corp.	U.S.	Retail
Waste Management Inc.	U.S.	Industrial Goods/Svc
El Paso Corp.	U.S.	Oil & Gas
Allstate Corp.	U.S.	Insurance
National Bank of Canada	Canada	Banks

DJSI North America – Selection

Dow Jones Global Total Stock Market Index

600 largest companies from North America
56 DJSI Sectors

Component Selection

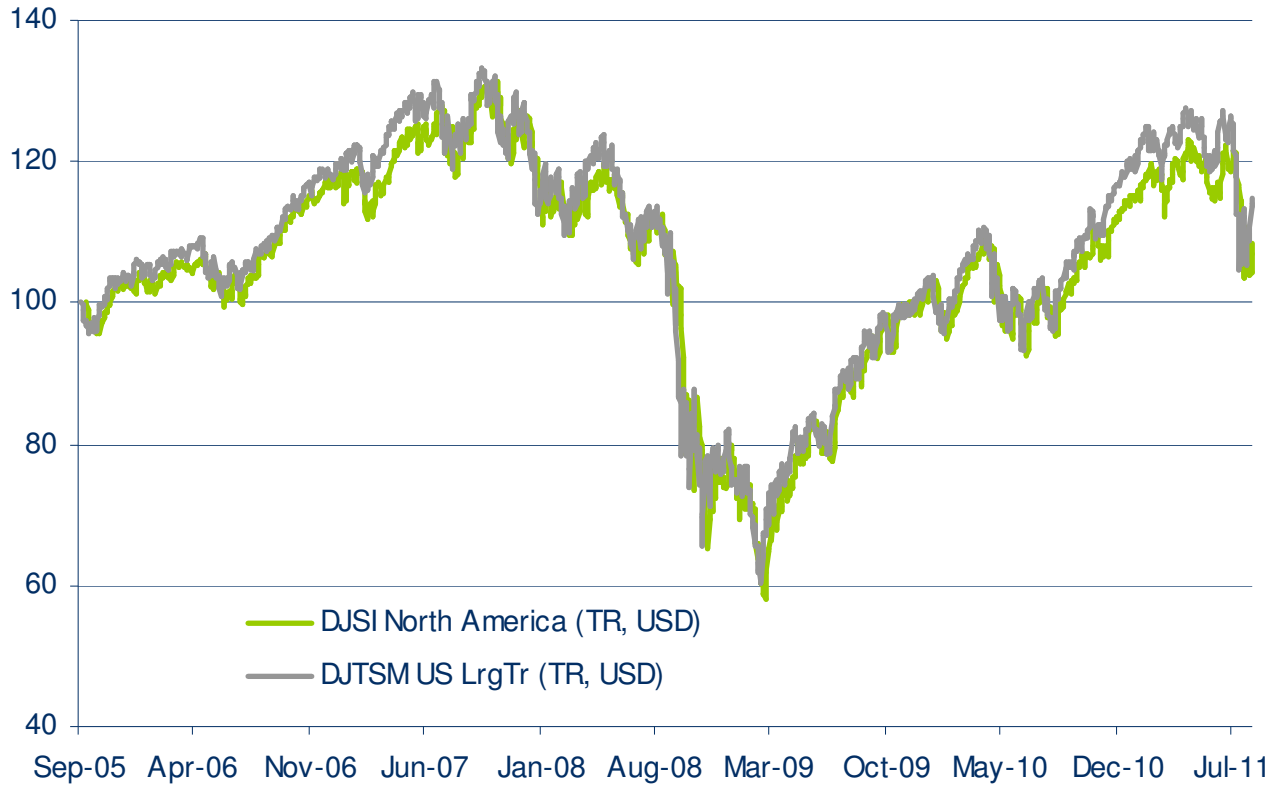
Top 20% of companies in terms of sustainability in each DJSI sector
45% target market cap coverage in each supersector

DJSI North America

143 Components
49 DJSI Sectors
Review 2011: 20 ADD / 12 DEL

DJSI North America – Performance

Since Launch, 09/05 – 08/11 (USD, Total Return)



DJSI North America 40 – Selection

Dow Jones Sustainability North America Index

143 Components
North America's Sustainability Leaders

Component Selection

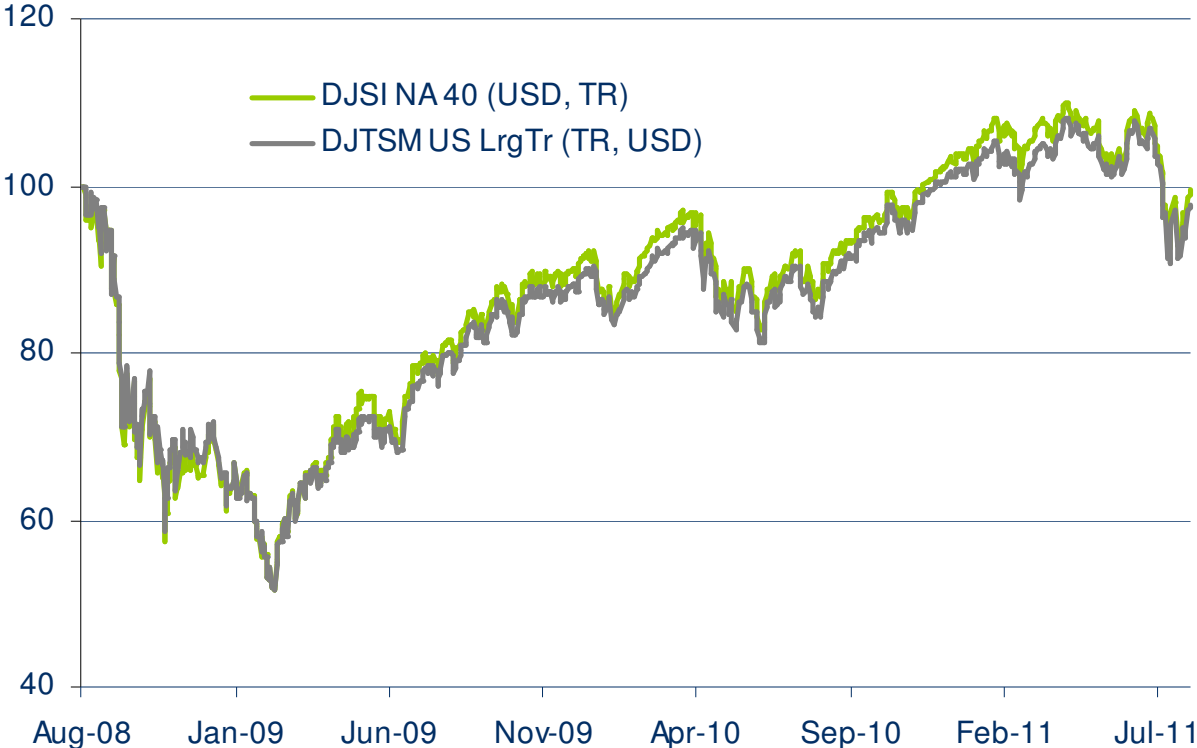
Largest 40 components out of the DJSI North America
(maximum 5 per supersector)

DJSI North America 40

40 components weighted by sustainability score

DJSI North America 40 – Performance

Since Launch, 08/08 – 08/11 (EUR, Total Return)



DJSI Korea – Index Range

DJSI Korea	52 Components
DJSI Korea 20	20 Components

Assessment 2011 – DJSI Korea

Largest 3 Additions

(Listed by descending Free Float Market Capitalization)

NAME	COUNTRY	SUPERSECTOR
Hynix Semiconductor Inc.	South Korea	Technology
Samsung Heavy Industries Co. Ltd.	South Korea	Industrial Goods/Svc
Samsung Engineering Co. Ltd.	South Korea	Construction & Materials

Largest 3 Deletions

(Listed by descending Free Float Market Capitalization)

NAME	COUNTRY	SUPERSECTOR
SK Innovation Co. Ltd.	South Korea	Oil & Gas
Korea Electric Power Corp.	South Korea	Utilities
SK Holdings Co. Ltd.	South Korea	Financial Services

DJSI Korea – Selection

Dow Jones Global Total Stock Market Index

200 largest companies from South Korea
44 DJSI Sectors

Component Selection

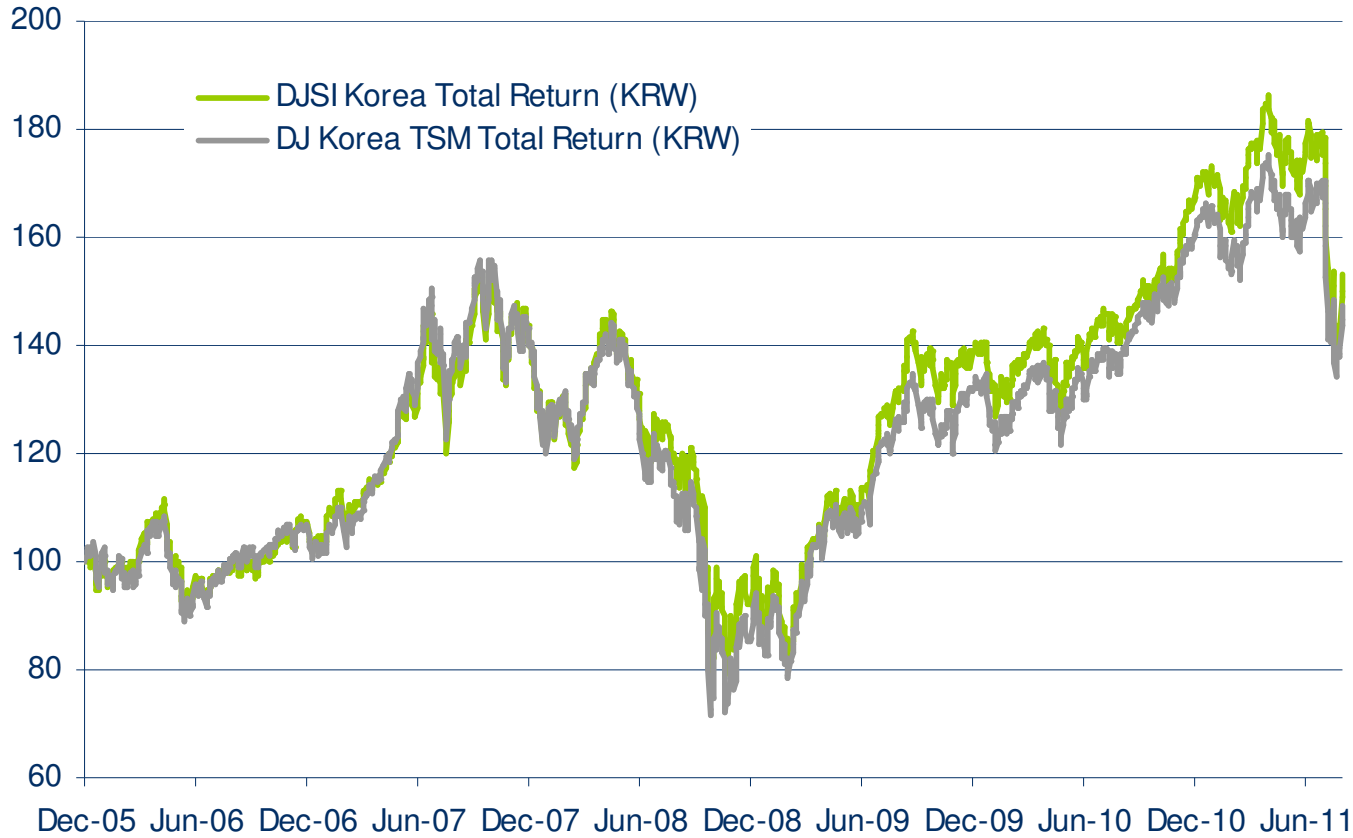
Top 30% of companies in terms of sustainability in each DJSI sector
50% target market cap coverage in each supersector

DJSI Korea

52 Components
29 DJSI Sectors
Review 2011: 9 ADD / 6 DEL

DJSI Korea – Performance

Since Launch, 10/09 – 08/11 (KRW, Total Return)



DJSI Korea 20 – Selection

Dow Jones Sustainability Korea Index

52 Components
South Korea's Sustainability Leaders

Component Selection

Largest 20 components out of DJSI Korea
(maximum 3 per supersector)

DJSI Korea 20

20 Components

SAM Indexes

SAM Indexes

Josefstrasse 218
8005 Zurich
Switzerland

Phone: +41 44 653 1800

Fax: +41 44 653 1810

E-Mail: indexes@sam-group.com

www.sam-group.com,

www.sustainability-indexes.com