



COMPANY

Country	Italy
Number of Employees	74'717
Web	www.eni.it

Share

Market cap (mil)	86'756
Currency	EUR
High 52 week	27.4
Low 52 week	20.7
Last Price	21.7

Key Data **2007** **2008E**

Sales (mil)	87'256	102'867
EPS	3.01	3.08
P/E Ratio	6.65	7.21

Source: Bloomberg / September 03, 2008

Sales in

Alcohol	No
Armaments	No
Firearms	No
Tobacco	No
Gambling	No

Source: EIRIS, SAM Research

COMPANY DESCRIPTION

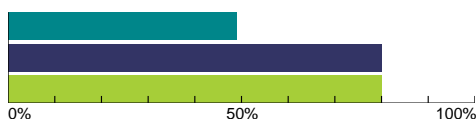
Eni is an Italy-based integrated energy multinational. The company operates through three divisions. The Exploration & Production segment involves oil and natural gas exploration, field development and production, as well as liquefied natural gas (LNG) operations in 36 countries. The Gas & Power division supplies, transports, and distributes and markets natural gas. This segment also produces electricity and steam and operates a re-gasification terminal, and high and medium pressure pipelines for natural gas transport in Italy. Its Refining & Marketing segment is engaged in refining and marketing of petroleum products. The company also produces petrochemical products, such as olefins and aromatics, basic intermediate products, polyethylene, polystyrenes, and elastomers. Eni was transformed into a joint stock company in 1992 from a public corporation. Eni is active in 70 countries with a staff of roughly 76,000 employees.

SUSTAINABILITY PERFORMANCE

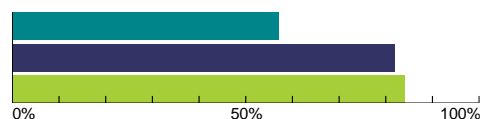
ENI's continuous improvement in sustainability has placed the company in the leadership position within the sector. During 2007, the company carried out various initiatives to spread the culture of sustainability in the organisation, including a training program on "Leadership and Sustainability". ENI has adopted a sustainability model based on the Sustainability Management System, which includes planning, implementation, control, reporting, communication and stakeholder engagement as its main processes. The model broadly takes into account many aspects such as good corporate governance and ethics, supply chain management, attracting and managing the best resources at the national and international level. The company has also adopted the objectives set forth under the Kyoto Protocol and a policy to reduce global carbon dioxide emissions. Improving environmental performance and implementing initiatives for biodiversity and the recovery and reuse of resources has helped ENI reduce the local environmental impact of its operations.

SUSTAINABILITY SCORES

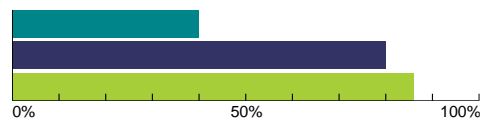
Total Score



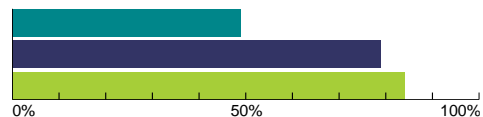
Economic Dimension



Environmental Dimension



Social Dimension



■ DJSI sector average on a global basis
■ ENI
■ Best company on a global basis within DJSI sector



For information on assessment criteria, visit www.sustainability-indexes.com

«Corporate Sustainability is a business approach to create long term shareholder value by embracing opportunities and managing risks deriving from economic, environmental and social developments.»

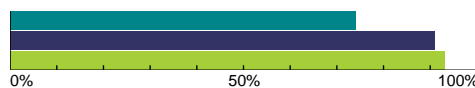
INDUSTRY DRIVING FORCES

The ability to sustain long term value creation for oil and gas companies will depend in particular on access to next generation assets. Faced by increasing finding and development costs from smaller reserves with complex geology in deeper waters, rising taxes outside low risk OECD regions, and increasing costs of oil services and manpower, keeping down the cost base will be crucial for the industry. As the environment becomes more diverse and the challenges more complex, skilled human resources are getting scarce, generating a concern for oil and gas companies. In addition, as exploration moves to remote and environmentally sensitive locations, environmental, health and safety excellence, coupled with progressive management of social issues such as community engagement, will remain important issues of energy companies' long-term profitability. As for environmental issues, the carbon challenge will remain on the top of the agenda. Active corporate strategies that seek business opportunities in that regard and mitigate carbon risks will be a driving force in securing competitiveness in the future.

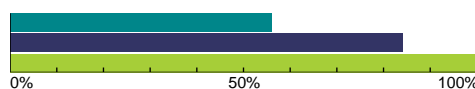
COMPANY PERFORMANCE FOR SELECTED CRITERIA

ECONOMIC

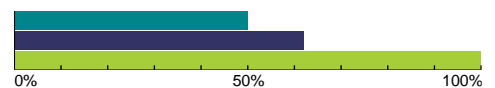
Corporate Governance



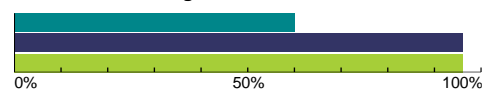
Gas Portfolio



Exploration & Production

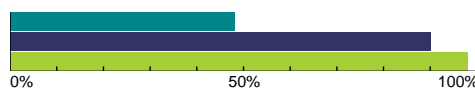


Risk & Crisis Management



ENVIRONMENTAL

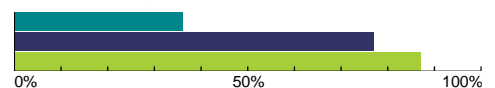
Biodiversity



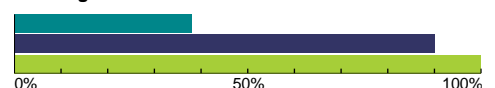
Environmental Reporting



Climate Strategy

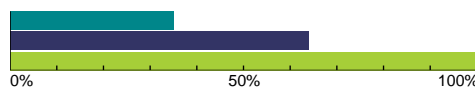


Refining/Cleaner Fuels

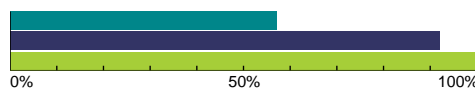


SOCIAL

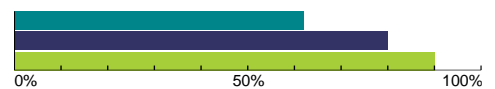
Human Capital Development



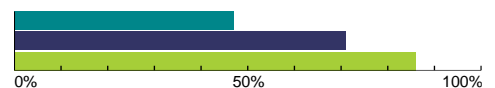
Social Impacts on Communities



Labor Practice Indicators



Talent Attraction & Retention



- DJSI sector average on a global basis
- ENI
- Best company on a global basis within DJSI sector

Contact
SAM Research AG
Josefstrasse 218
CH-8005 Zurich · Switzerland
Tel. +41 44 653 10 10
Fax +41 44 653 10 50
info@sam-group.com
www.sam-group.com



DISCLAIMER

No offer. The information and opinions contained in this publication constitutes neither a solicitation, nor a recommendation, nor an offer to buy or sell investment instruments or other services, or to engage in any other kind of transaction. The information described in this publication is not directed to persons in any jurisdiction where the provision of such information would run counter to local laws and regulation. No warranty. This publication is derived from sources believed to be accurate and reliable, but neither its accuracy nor completeness is guaranteed. The material and information in this publication are provided "as is" and without warranties of any kind, either expressed or implied. SAM Group Holding AG and its related, affiliated and subsidiary companies disclaim all warranties, expressed or implied, including, but not limited to, implied warranties of merchantability and fitness for a particular purpose. Any opinions and views in this publication reflect the current judgment of the authors and may change without notice. It is each reader's responsibility to evaluate the accuracy, completeness and usefulness of any opinions, advice, services or other information provided in this publication. Limitation of liability All information contained in this publication is distributed with the understanding that the authors, publishers and distributors are not rendering legal, accounting or other professional advice or opinions on specific facts or matters and accordingly assume no liability whatsoever in connection with its use. In no event shall SAM Group Holding AG and its related, affiliated and subsidiary companies be liable for any direct, indirect, special, incidental or consequential damages arising out of the use of any opinion or information expressly or implicitly contained in this publication. Copyright Unless otherwise noted, text, images and layout of this publication are the exclusive property of SAM Group Holding AG and/or its related, affiliated and subsidiary companies and may not be copied or distributed, in whole or in part, without the express written consent of SAM Group AG or its related, affiliated and subsidiary companies.